



Adaptive size-independent control of UD and BD vehicle convoys with partial measurement based on constant distance plan

Hossein Chehardoli*

Department of Mechanical Engineering, Ayatollah Boroujerdi University, Boroujerd, Iran.

ARTICLE INFO

Article history:

Received: 1 Mar 2022

Accepted: 7 Jun 2022

Published: 7 Jun 2022

Keywords:

Uni-directional topology (UD),

Bi-directional topology (BD),

Large-scale vehicle convoy,

Adaptive consensus,

Robust performance,

Partial measurement.

ABSTRACT

The adaptive size-independent consensus problem of uni-directional (UD) and bi-directional (BD) decentralized large-scale vehicle convoys with uncertain dynamics has been investigated in this research work. The constant distance plan (CDP) is employed to adjust the distances between successive vehicles. We assume that only relative displacement information between adjacent vehicles is accessible (partial measurement) and other information such as relative velocity and acceleration are not provided. The stability of the convoy can be performed by the analysis of each couple of consecutive vehicles. The main objective is to design an adaptive size-independent control protocol maintaining internal and string stability based on CDP with only partial measurement. Appropriate adaptive rules are derived to estimate the uncertain dynamics by utilizing only relative displacement. It will be proved that the presented adaptive protocol assures both internal stability (asymptotic stability of closed-loop convoy) and string stability (tracking error attenuation) of large-scale decentralized UD and BD convoys under the CDP. Simulations demonstrate the efficiency of the presented control framework.

1. Introduction

In recent few decades, the traffic jam problem has led to fuel loss, environmental pollution, and safety problems [1, 2]. By improving the intelligence level of vehicles and ways (roads and highways), we can promote highway capacity and safety. This idea has led to the invention of the concept of automated highway systems (AHSs) [3]. An AHS is believed as an effective direction for the problems arising from traffic congestion [4, 5]. For AHSs, considering longitudinal vehicle control from the perspective of one-dimensional vehicle convoy control is an attractive research topic [6, 7].

In a convoy of connected vehicles, vehicles are in communication with their neighbors which is called vehicle-to-vehicle (V2V) communication. V2V communication may be done through data transmission by wireless systems (absolute position, velocity, and acceleration) or by measuring data by onboard sensors (relative displacement, velocity, and acceleration). If a vehicle employs the onboard sensors to measure relative information toward its front and rear vehicles, the control strategy will be adaptive cruise control (ACC) [8]. If communication is done through wireless systems to obtain information from other vehicles, the control strategy will be cooperative adaptive cruise control (CACC) [9]. By implementing the CACC in a convoy, the road

*Corresponding Author

Email Address: hchehardoli@gmail.com, h.chehardoli@abru.ac.ir
<https://doi.org/10.22068/ase.2022.608>

Adaptive size-independent control of UD and BD vehicle convoys with partial measurement based on constant distance plan

capacity will increase compared with the ACC [10]. The most important purpose in controlling a vehicle convoy is organizing the motion of all vehicles in an equal velocity with as small as possible inter-vehicle distance [11].

The driving levels of a fully automated vehicle is divided in two types: 1) high-level control system and 2) low-level control system. The proper values of acceleration and velocity are calculated by high-level control system and required signals for the throttling and braking systems to implement these commands are generated by the low-level control [12, 13]. Every automatic vehicle and its low-level control system have a role of node dynamics for high-level control system [14]. Two main plans are utilized to set the distance between vehicles. The constant distance plan (CDP) means that the inter-vehicle distances are constant without depending on the velocity [15] and the constant headway plan (CHP) means that the distance changes and increases by increasing the velocity and decreases by decreasing the velocity [16].

A vehicle convoy is string stable if any changes in the leader velocity are attenuated by following vehicles downstream the convoy. If the velocity changes of the leader are amplified by downstream vehicles, the convoy is called string unstable [17]. In [18, 19] it is proved that the linear control protocols are not able to achieve the string stability of uni-directional (UD) and bi-directional (BD) decentralized vehicle convoys with CDP.

Concerns about the internal stability (asymptotic stability of the closed-loop convoy) and string stability (tracking error attenuation) of uncertain large-scale vehicle convoys have been an avenue of research in recent years. Few research studies deal with the stability analysis of uncertain vehicle convoys.

A third-order adaptive distributed sliding mode controller (SMC) is introduced in [20] to achieve the internal stability. In this paper, the string stability has not been studied and the control and adaptive rules employ the relative displacement, velocity and acceleration between vehicles. The BD coupled SMC presented in [21] is unable to achieve the string stability in transient motion before reaching the sliding surface. The adaptive controls proposed in [22] guarantee the string stability if the persistently exciting condition be satisfied. A BD Second-order SMC is presented in [23, 24] to assure the internal and string stability. A third-order adaptive backstepping consensus is presented in [25] to assure the internal stability despite of the existence of unknown dynamics. In [26], an adaptive consensus is devised for a non-

identical uncertain BD vehicle convoy by considering the engine saturation to maintain the cohesiveness. A finite-time SMC theory, which can robustly assure zero tracking error and string stability is devised by considering communication interruptions by [27].

We cannot apply the most of previous approaches to large-scale convoys. The adaptive centralized method proposed in [28] can be applied only on small size convoys. The linear BD control method presented in [29] is not scalable. Meaning that by increasing the number of following vehicles, the stability margin of the closed-loop system tends to zero causing the instability problems. The linear control approaches cannot be applied to the large-scale decentralized BD convoys under CDP. Since the control parameters depend on the minimum eigenvalues of the network matrix [30]. On the other hand, any control method whose gains depend on the network matrix (or the number of following vehicles) is not practical on size-changing vehicle convoys [14, 22, 31-33]. In some common maneuvers (merge, split, add and leave), the number of followers will change. Consequently, the dimension of the network matrix varies and consequently, the control gains should be changed.

Motivated by the previous researches, we will introduce a novel robust adaptive consensus method for decentralized uncertain large-scale UD and BD vehicle convoys with CDP to achieve the following objectives. 1) Internal stability: we will prove that under the proposed adaptive robust controller, both UD and BD convoys are internal stable. 2) Scalability: it will be shown that control parameters are not dependent on the convoy size and the minimum eigenvalues of the matrix network. So that, the controller is scalable and robust against the size-varying of the convoy. 3) String stability: linear decentralized controllers cannot achieve the string stability of convoys with CDP. We will prove that the presented adaptive robust controller assures the string stability and 4) using minimum accessible information: each vehicle has access only to relative displacement with respect to the front and rear vehicles (BD topology) and front vehicle (UD topology).

An adaptive control that only uses the relative displacement information is designed. Since the relative velocity is not available, it is replaced with the output of a first-order filter. Appropriate adaptive rules are defined to estimate the uncertain dynamics. For both UD and BD convoys, the transfer function between the tracking errors of consecutive vehicles is derived, and by carrying out the stability analyses in the Laplace domain, the

required constraints on control gains guaranteeing the internal stability are calculated. In both approaches, it will be shown that the control and adaptation gains are not dependent on the communication topology and the number of the following vehicles. After that, by doing the error propagation analyses in the frequency domain, appropriate constraints on control gains guaranteeing string stability will be derived.

The most important novelties of this research work are: 1) internal stability despite of existence of unknown dynamics by utilizing only relative displacement information, 2) string stability of decentralized UD and BD convoys with constant distance plan, and 3) robustness against the size-varying of the convoy.

This paper is structured as follows. Mathematical preliminaries are discussed in section 2. Internal stability analysis for UD and BD topologies is performed in section 3. Section 4 studies the string stability. Simulation studies are provided in section 5. Finally, this paper is concluded by section 6.

2. Preliminaries

The longitudinal uni-directional (UD) and bi-directional (BD) vehicle convoys are depicted in Fig. 1.

The one-dimensional (1-D) dynamical model of the leader is described through the following second-order equation.

$$\ddot{p}_0 = \sigma_0 \quad (1)$$

where p_0 denotes the position and $\sigma_0 = a_0(t)$ is the leader unknown acceleration. For i -th vehicle, the 1-D dynamics is represented by the following dynamics.

$$\ddot{p}_i = u_i + \sigma_i, \quad (i = 1, 2, \dots, N) \quad (2)$$

Where p_i is position, $u_i = \bar{u}_i/m_i$ is control input and m_i is the mass of i -th vehicle. $\sigma_i = -(R_{r,i} + R_{a,i})/m_i$, where $R_{r,i}$ is the rolling resistance and $R_{a,i}$ is the air drag force of i -th vehicle. $R_{a,i} = \rho A_{c,i} c_D v_i^2/2$ where ρ is air density, $A_{c,i}$ is cross-sectional area and c_D is the drag coefficient. Moreover, $R_{r,i} = k_{0,i} + k_{1,i}q_i$ where $k_{0,i}$ and $k_{1,i}$ represent the coefficients of rolling resistance [13] and q_i is the i -th vehicle velocity.

Definition 1. The displacement tracking error of i -th vehicle is defined as:

$$e_i = p_i - p_0 + \sum_{j=0}^{i-1} (l_j + R_{\min}) \quad (3)$$

where l_j denotes the length of j -th vehicle and R_{\min} is the minimum safe inter-vehicle distance.

Definition 2. The relative displacement and velocity errors are defined as:

$$\text{UD topology:} \quad (4)$$

$$\begin{cases} e_{p,i} = p_i - p_{i-1} + r_{i,i-1} \\ e_{q,i} = q_i - q_{i-1} \end{cases}$$

$$\text{BD topology:} \quad (5)$$

$$\begin{cases} e_{p,i} = (p_i - p_{i-1} + r_{i,i-1}) + (p_i - p_{i+1} - r_{i,i+1}) = \\ 2p_i - p_{i-1} - p_{i+1} + r_{i,i-1} - r_{i,i+1} \\ e_{q,i} = (q_i - q_{i-1}) + (q_i - q_{i+1}) = \\ 2q_i - q_{i-1} - q_{i+1} \end{cases}$$

where $r_{i,i-1} = l_{i-1} + R_{\min}$ and $r_{i,i+1} = l_{i+1} + R_{\min}$.

Definition 3 [13]. A vehicle convoy is string stable if any changes in the leader velocity are attenuated by following vehicles downstream the convoy.

Lemma 1. The following equation describes the relation between the displacement tracking error and the relative displacement error:

$$\text{UD topology:} \quad (6)$$

$$e_{p,i} = e_i - e_{i-1} \Rightarrow e_{q,i} = \dot{e}_i - \dot{e}_{i-1}$$

$$\text{BD topology:} \quad (7)$$

$$e_{p,i} = 2e_i - e_{i-1} - e_{i+1} \Rightarrow e_{q,i} = 2\dot{e}_i - \dot{e}_{i-1} - \dot{e}_{i+1}$$

Proof. For BD topology, by replacing the following equations in (5),

$$p_i = e_i + p_0 - \sum_{j=0}^{i-1} (l_j + R_{\min}), \quad (8)$$

$$p_{i-1} = e_{i-1} + p_0 - \sum_{j=0}^{i-2} (l_j + R_{\min}),$$

$$p_{i+1} = e_{i+1} + p_0 - \sum_{j=0}^i (l_j + R_{\min})$$

and knowing that $r_{i,i-1} = l_{i-1} + R_{\min}$, $r_{i,i+1} = l_i + R_{\min}$, we will have:

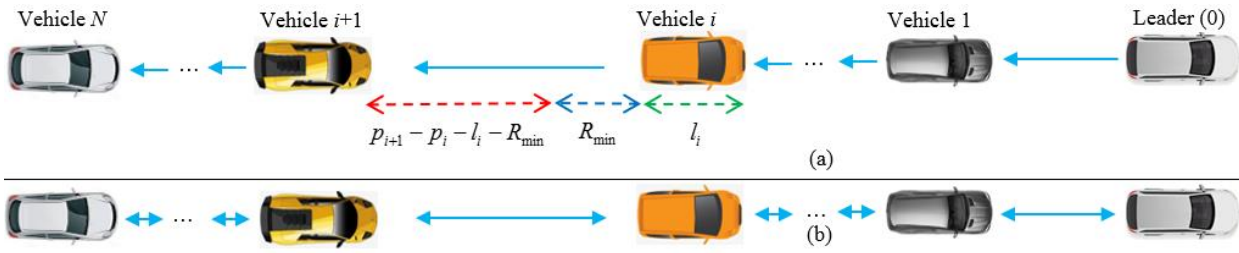


Fig. 1. Two longitudinal vehicle convoys, (a): uni-directional and (b): bi-directional.

$$e_{p,i} = \left(\begin{array}{l} e_i + p_0 - \sum_{j=0}^{i-1} (l_j + R_{\min}) - e_{i-1} - p_0 + \\ \sum_{j=0}^{i-2} (l_j + R_{\min}) + l_{i-1} + R_{\min} \end{array} \right) + \quad (9)$$

$$\left(\begin{array}{l} e_i + p_0 - \sum_{j=0}^{i-1} (l_j + R_{\min}) - e_{i+1} - p_0 + \\ \sum_{j=0}^i (l_j + R_{\min}) - l_i - R_{\min} \end{array} \right) =$$

$$2e_i - e_{i-1} - e_{i+1}$$

By doing a similar procedure for UD topology, (6) will be obtained.

3. Robust adaptive size-independent consensus problem

This section studies the internal stability of decentralized large-scale uncertain UD and BD vehicle convoys based on CDP. Only relative displacement measurement between adjacent vehicles is available and none of the vehicles have access to relative velocity information than their neighbors.

3.1. Decentralized large-scale UD vehicle convoys

Based on the CDP by employing only relative displacement measurement between vehicles i and $i-1$, the following control algorithm is defined as the high-level control of the i -th vehicle ($i = 1, \dots, N$).

$$u_i = -a(\varepsilon_i + e_{p,i}) + \hat{\sigma}_{0i} - \hat{\sigma}_i \quad (10)$$

where a is a constant positive gain, $\hat{\sigma}_{0i}$ is the estimate of lead vehicle acceleration calculated by the i -th vehicle, $\hat{\sigma}_i$ is the estimate of σ_i and ε_i has the following dynamics.

$$\varepsilon_i = \delta_i + \beta_2 e_{p,i}, \quad \dot{\delta}_i = -\beta_1 \varepsilon_i \quad (11)$$

where β_1 and β_2 are positive gains and δ_i denotes the intermediate dynamics. The relative velocity of successive vehicles is not accessible. So that, we utilize ε_i instead of $e_{q,i}$ in the control law (10). The uncertain parameters σ_{0i} and σ_i are estimated by the following adaptation rules.

$$\dot{\hat{\sigma}}_{0i} = \alpha_2 (\varepsilon_i - e_{p,i}) - \alpha_1 e_{q,i}, \quad (12)$$

$$\dot{\hat{\sigma}}_i = \alpha_2 (e_{p,i} - \varepsilon_i) + \alpha_1 e_{q,i}$$

where α_1 and α_2 are positive values. The relative velocity of adjacent vehicles is not provided and consequently, the adaptive laws (12) cannot be applied. Therefore, we define the following intermediate parameters.

$$\varphi_{0i} = \hat{\sigma}_{0i} + \alpha_1 e_{p,i}, \quad \varphi_i = \hat{\sigma}_i - \alpha_1 e_{p,i} \quad (13)$$

Merging (12) with time derivation of (13) will result to:

$$\dot{\varphi}_{0i} = \alpha_2 (\varepsilon_i - e_{p,i}), \quad \dot{\varphi}_i = \alpha_2 (e_{p,i} - \varepsilon_i) \quad (14)$$

By knowing the initial values $\varphi_{0i}(0)$ and $\varphi_i(0)$, their instant values are obtained by (14). Afterwards, $\hat{\sigma}_{0i}$ and $\hat{\sigma}_i$ will be determined by (13). In other words, $\hat{\sigma}_{0i}$ and $\hat{\sigma}_i$ are determined by (13) and (14) instead of (12). From (3), we have:

$$\dot{p}_i = \dot{e}_i + q_0 \Rightarrow \ddot{p}_i = \ddot{e}_i \quad (15)$$

By combining (2), (6), (10) and (15), the error dynamics of each vehicle will be obtained as:

$$\ddot{e}_i = -a(\varepsilon_i + e_i - e_{i-1}) + \tilde{\sigma}_{0i} - \tilde{\sigma}_i \quad (16)$$

*Corresponding Author
Email Address: hchehardoli@gmail.com, h.chehardoli@abru.ac.ir
https://doi.org/10.22068/ase.2022.608

Taking Laplace transform of (11), (12) and (16) yields:

$$\varepsilon_i(s) = \frac{s\beta_2}{s + \beta_1} (E_i(s) - E_{i-1}(s)) \quad (17)$$

$$\tilde{\sigma}_{0,i}(s) = -\frac{\alpha_1 s^2 + (\alpha_2 + \alpha_1 \beta_1 - \alpha_2 \beta_2)s + \beta_1 \alpha_2}{s(s + \beta_1)} \times (E_i(s) - E_{i-1}(s)) \quad (18)$$

$$\tilde{\sigma}_i(s) = \frac{\alpha_1 s^2 + (\alpha_2 + \alpha_1 \beta_1 - \alpha_2 \beta_2)s + \beta_1 \alpha_2}{s(s + \beta_1)} \times (E_i(s) - E_{i-1}(s)) \quad (19)$$

$$E_i(s) = \Gamma_i(s) E_{i-1}(s) \quad (22)$$

$$\Gamma_i(s) = \frac{(a\beta_2 + a + 2\alpha_1)s^2 + 2(a\beta_1 + 2\alpha_2 + 2\alpha_1\beta_1 - 2\alpha_2\beta_2)s + 2\beta_1\alpha_2}{s^4 + \beta_1 s^3 + (a\beta_2 + a + 2\alpha_1)s^2 + 2(a\beta_1 + 2\alpha_2 + 2\alpha_1\beta_1 - 2\alpha_2\beta_2)s + 2\beta_1\alpha_2}$$

Theorem 1. Under the control and adaptive rules (10) and (12), the uncertain large-scale UD vehicle convoy described by (1) and (2) is internal stable if the following condition is fulfilled.

$$\max \left\{ \frac{\alpha_1 \beta_1}{2\alpha_2} + 1, \frac{2\beta_1 \alpha_2}{a(a + 2\alpha_1)} \right\} < \beta_2 < \frac{2\alpha_1 \beta_1}{a\beta_1 + 2\alpha_2} + 1 \quad (23)$$

Proof. The Routh–Hurwitz stability criterion is employed for the denominator of the transfer function $\Gamma_i(s)$. The internal stability is assured if the sign of the elements in the first column of the Routh array preserves. The Routh array is in the following form.

$$\begin{array}{cccc} s^4 & 1 & a\beta_2 + a + 2\alpha_1 & 2\beta_1\alpha_2 \\ s^3 & \beta_1 & 2(a\beta_1 + 2\alpha_2 + 2\alpha_1\beta_1 - 2\alpha_2\beta_2) & 0 \\ s^2 & \bar{A}_1 & 2\beta_1^2\alpha_2 & 0 \\ s^1 & \bar{A}_2 & 0 & 0 \\ s^0 & 2\beta_1^2\alpha_2 & 0 & 0 \end{array} \quad \begin{array}{l} \bar{A}_1 = 2\alpha_1(\beta_2 - 1) - \alpha_1\beta_1 \\ \bar{A}_2 = (a\beta_1^2\beta_2(a + 2\alpha_1) - 2\beta_1^2\alpha_2) + \\ 2\alpha_2((a\beta_1 + 2\alpha_2)(1 - \beta_2) + 2\alpha_1\beta_1)(\beta_2 - 1) \end{array} \quad (24)$$

It is obvious that if $\beta_2 > \frac{\alpha_1 \beta_1}{2\alpha_2} + 1$, $\bar{A}_1 > 0$.

Moreover, the first and second terms of \bar{A}_2 are positive under the following conditions.

$$a\beta_1^2\beta_2(a + 2\alpha_1) - 2\beta_1^2\alpha_2 > 0 \Rightarrow \beta_2 > \frac{2\beta_1\alpha_2}{a(a + 2\alpha_1)} \quad (25)$$

$$(a\beta_1 + 2\alpha_2)(1 - \beta_2) + 2\alpha_1\beta_1 > 0 \Rightarrow \beta_2 < \frac{2\alpha_1\beta_1}{a\beta_1 + 2\alpha_2} + 1$$

Therefore, under the condition (24), the internal stability is assured. For example, if we choose $\beta_2 = 1$, (23) will be simplified to $\beta_1 < \frac{a(a + 2\alpha_1)}{2\alpha_2}$.

$$s^2 E_i(s) = -a(\varepsilon_i(s) + E_i(s) - E_{i-1}(s)) + \tilde{\sigma}_{0i}(s) - \tilde{\sigma}_i(s) \quad (20)$$

Replacing (17)-(19) in (20) and simplifying the resultant equation will yield:

$$s^3(s + \beta_1)E_i(s) = -\left[\frac{(a\beta_2 + a + 2\alpha_1)s^2 + 2(a\beta_1 + 2\alpha_2 + 2\alpha_1\beta_1 - 2\alpha_2\beta_2)s + 2\beta_1\alpha_2}{2\beta_1\alpha_2} \right] \times (E_i(s) - E_{i-1}(s)) \quad (21)$$

By simplifying (21), one can write:

3.2. Decentralized large-scale BD vehicle convoys

This subsection investigates the internal stability of the uncertain large-scale BD convoys described by (1) and (2). We assume that i -th vehicle has access only to the relative displacement than vehicles $i-1$ and $i+1$. To achieve a robust adaptive protocol, the high-level control law (10) is considered for each vehicle. For BD topology, ε_i , $\hat{\sigma}_{0i}$ and $\hat{\sigma}_i$ are obtained from (11) and (12) by calculating $e_{p,i}$ from (5). It should be noted that due to inaccessibility of $e_{q,i}$, the estimates $\hat{\sigma}_{0i}$ and $\hat{\sigma}_i$ are calculated by (13) in which the intermediate parameters φ_{0i} and φ_i are obtained by the adaptive rules (14).

In BD vehicular platoons, the closed-loop dynamics of the i -th vehicle will be as follows:

$$\ddot{e}_i = -a(\varepsilon_i + 2e_i - e_{i-1} - e_{i+1}) + \tilde{\sigma}_{0i} - \tilde{\sigma}_i \quad (26)$$

For BD platoon one can write:

$$\varepsilon_i(s) = \frac{s\beta_2}{s + \beta_1} (2E_i(s) - E_{i-1}(s) - E_{i+1}(s)) \quad (27)$$

$$\tilde{\sigma}_{0,i}(s) = -\frac{\alpha_1 s^2 + (\alpha_2 + \alpha_1 \beta_1 - \alpha_2 \beta_2)s + \beta_1 \alpha_2}{s(s + \beta_1)} \times (2E_i(s) - E_{i-1}(s) - E_{i+1}(s)) \quad (28)$$

$$\tilde{\sigma}_i(s) = \frac{\alpha_1 s^2 + (\alpha_2 + \alpha_1 \beta_1 - \alpha_2 \beta_2)s + \beta_1 \alpha_2}{s(s + \beta_1)} \times (2E_i(s) - E_{i-1}(s) - E_{i+1}(s)) \quad (29)$$

Adaptive size-independent control of UD and BD vehicle convoys with partial measurement based on constant distance plan

$$s^2 E_i(s) = -a \begin{pmatrix} \varepsilon_i(s) + 2E_i(s) \\ -E_{i-1}(s) - E_{i+1}(s) \end{pmatrix} + \tilde{\sigma}_{oi}(s) - \tilde{\sigma}_i(s) \quad (30)$$

By replacing (27)-(29) in (30) and simplifying the resultant equation, one can write:

$$s^3 (s + \beta_1) E_i(s) = - \left((a\beta_2 + a + 2\alpha_1) s^2 + 2 \begin{pmatrix} a\beta_1 + 2\alpha_2 + \\ 2\alpha_1\beta_1 - 2\alpha_2\beta_2 \end{pmatrix} s + 2\beta_1\alpha_2 \right) (2E_i(s) - E_{i-1}(s) - E_{i+1}(s)) \quad (31)$$

Eq. can be written as follows.

$$E_i(s) = \bar{\Gamma}_i(s) (E_{i-1}(s) + E_{i+1}(s)) \quad (32)$$

$$\bar{\Gamma}_i(s) = \frac{(a\beta_2 + a + 2\alpha_1) s^2 + 2(a\beta_1 + 2\alpha_2 + 2\alpha_1\beta_1 - 2\alpha_2\beta_2) s + 2\beta_1\alpha_2}{s^4 + \beta_1 s^3 + 2(a\beta_2 + a + 2\alpha_1) s^2 + 4(a\beta_1 + 2\alpha_2 + 2\alpha_1\beta_1 - 2\alpha_2\beta_2) s + 4\beta_1\alpha_2}$$

Theorem 2. Under the following conditions, the BD convoy will be internal stable.

$$\beta_2 > \frac{2\beta_1\alpha_2}{a\beta_1 + 4\alpha_2} + 1 \quad (33)$$

$$\frac{4\alpha_2(\beta_2 + 1)}{3a + 4\alpha_1 + 2\alpha_2} < \beta_1 < \frac{2\alpha_2(\beta_2 - 1)}{a + 2\alpha_1} \quad (34)$$

Proof. From (32), we conclude that the internal stability is achieved if all poles of the transfer function $\bar{\Gamma}_i(s)$ have negative real parts. We employ the Routh-Hurwitz method on the denominator of $\bar{\Gamma}_i(s)$ according to the following table.

(35)

s^4	1	$2(a\beta_2 + a + 2\alpha_1)$	$4\beta_1\alpha_2$	$\bar{A}_1 = (a\beta_1 + 4\alpha_2)(\beta_2 - 1) - 2\beta_1\alpha_2$
s^3	β_1	$4(a\beta_2 + 2\alpha_2 + 2\alpha_1\beta_1 - 2\alpha_2\beta_2)$	0	$\bar{A}_2 = a\beta_1^2\beta_2(a + 2\alpha_1) + 2a\alpha_2\beta_1\beta_2(\beta_2 - 1) +$
s^2	\bar{A}_1	$4\beta_1^2\alpha_2$	0	$+ 4\alpha_2\beta_1(a + 2\alpha_1)(\beta_2 - 1) - 8\alpha_2^2(\beta_2^2 - 1)$
s^1	\bar{A}_2	0	0	$- \beta_1^2(a + 2\alpha_1)(a + 2\alpha_2)$
s^0	$4\beta_1^2\alpha_2$	0	0	$+ 2\alpha_2\beta_1(\beta_2 - 1)(a + 2\alpha_2)$

According to the above table, the internal stability is assured if all elements of the first column be positive. By doing mathematical manipulations, we can verify that under the condition (33), \bar{A}_1 is positive and under the conditions of (34), $\bar{A}_2 > 0$. Therefore, the BD convoy in the presence of uncertain dynamics will be internal stable and the proof is complete.

Notes.

1. According to theorems 1 and 2, for UD and BD topologies, the control and adaptive gains are not dependent on the convoy size. Therefore, the control protocol **Error! Reference source not found.** is size-independent, robust against changing the number of vehicles. In other words, the proposed control methods are easily scalable as they are independent of the convoy size.

2. The adaptive controller (10) only utilize relative displacement information between adjacent vehicles. Therefore, by refraining from using velocity and acceleration sensors, GPS systems, and communication tools, the undesirable effects time delay and data loss will be decreased dramatically.

4. String Stability based on constant distance plan

In this section, the string stability of UD and BD convoys based on CDP is studied. A vehicle convoy is string stable if any changes in the leader velocity are attenuated by following vehicles downstream the convoy.

4.1. String stability of UD network

A vehicle convoy is string stable if $|E_{i-1}(j\omega)|/|E_i(j\omega)| < 1$. According to (22), the UD vehicle convoy is string stable if $|T_i(j\omega)| < 1$.

Theorem 3. The uncertain large-scale decentralized UD convoy described by (1) and (2) is string stable if we have:

$$\beta_2 > \frac{\beta_1(a + 2\alpha_1)}{2\alpha_2} \quad (36)$$

Proof. Let us define that

$$\Gamma_i(s) = \frac{As^2 + Bs + C}{s^4 + \beta_1 s^3 + As^2 + Bs + C} = \frac{N(s)}{D(s)} \quad (37)$$

$$A = a\beta_2 + a + 2\alpha_1, B = 2(a\beta_1 + 2\alpha_2 + 2\alpha_1\beta_1 - 2\alpha_2\beta_2), C = 2\beta_1\alpha_2$$

If $|D(j\omega)|^2 - |N(j\omega)|^2 > 0$, then $|T_i(j\omega)| < 1$ where:

$$|N(j\omega)|^2 = A^2\omega^4 + (B^2 - 2AC)\omega^2 + C^2 \tag{38}$$

$$|D(j\omega)|^2 = \omega^8 + (\beta_1^2 - 2A)\omega^6 + (A^2 + 2C - 2B\beta_1)\omega^4 + (B^2 - 2AC)\omega^2 + C^2$$

$$|D(j\omega)|^2 - |N(j\omega)|^2 > 0 \Rightarrow \omega^4 + (\beta_1^2 - 2A)\omega^2 + 2(C - B\beta_1) > 0 \tag{39}$$

As proved in [19], the region of low-frequency is the most determinative in verifying the string stability of the convoys. Therefore, the free term $2(C - B\beta_1)$ is dominant compared with other terms. So that, if $C - B\beta_1 > 0$, the string stability is achieved which results to:

$$2\beta_1\alpha_2 - (a\beta_1 + 2\alpha_2 + 2\alpha_1\beta_1 - 2\alpha_2\beta_2)\beta_1 > 0$$

$$\Rightarrow \beta_2 > \frac{\beta_1(a + 2\alpha_1)}{2\alpha_2}$$

and the proof is complete.

4.2. String stability of BD network

Similar to previous subsection, the following theorem is presented for BD convoys.

Theorem 4. The uncertain large-scale decentralized BD convoy described by (1) and (2) is string stable if we have:

$$\beta_2 > \frac{\beta_1(a + 2\alpha_1)}{2\alpha_2} \tag{40}$$

Proof. Under the condition $\|\bar{I}_i(j\omega)\| = \|\bar{N}(j\omega)/\bar{D}(j\omega)\| < 0.5$, a BD vehicle network will be string stable [22]. We define that:

$$\bar{\Gamma}_i(s) = \frac{\bar{A}s^2 + \bar{B}s + \bar{C}}{s^4 + \beta_1s^3 + 2\bar{A}s^2 + 2\bar{B}s + 2\bar{C}} = \frac{\bar{N}(s)}{\bar{D}(s)} \tag{41}$$

$$\bar{A} = a\beta_2 + a + 2\alpha_1, \bar{B} = 2\left(\frac{a\beta_1 + 2\alpha_2 + 2\alpha_1\beta_1 - 2\alpha_2\beta_2}{2\alpha_1\beta_1 - 2\alpha_2\beta_2}\right), \bar{C} = 2\beta_1\alpha_2$$

If $|\bar{D}(j\omega)|^2 - 4|\bar{N}(j\omega)|^2 > 0$, then $|\bar{I}_i(j\omega)| < 0.5$ where:

$$|\bar{N}(j\omega)|^2 = \bar{A}^2\omega^4 + (\bar{B}^2 - 2\bar{A}\bar{C})\omega^2 + \bar{C}^2 \tag{42}$$

$$|\bar{D}(j\omega)|^2 = \omega^8 + (\beta_1^2 - 4\bar{A})\omega^6 + 4(\bar{A}^2 + \bar{C} - \bar{B}\beta_1)\omega^4 + 4(\bar{B}^2 - 2\bar{A}\bar{C})\omega^2 + 4\bar{C}^2$$

$$|\bar{D}(j\omega)|^2 - 4|\bar{N}(j\omega)|^2 > 0 \Rightarrow \omega^4 + (\beta_1^2 - 2\bar{A})\omega^2 + 2(\bar{C} - \bar{B}\beta_1) > 0 \tag{43}$$

Similar to theorem 3, if $\bar{C} - \bar{B}\beta_1 > 0$, the string stability is achieved which is equal to:

$$2\beta_1\alpha_2 - (a\beta_1 + 2\alpha_2 + 2\alpha_1\beta_1 - 2\alpha_2\beta_2)\beta_1 > 0$$

$$\Rightarrow \beta_2 > \frac{\beta_1(a + 2\alpha_1)}{2\alpha_2}$$

Note 3. If there is not any uncertain dynamics in the vehicle dynamical model, the adaptive rules (12) and (14) are put aside and the error equation (32) will be in the following form.

$$E_i(s) = \bar{\Gamma}_i(s)E_{i-1}(s) + \bar{\Gamma}_i(s)E_{i-1}(s), \tag{44}$$

$$\bar{\Gamma}_i(s) = \frac{a_i(\beta_2 + 1)s^2 + a_i\beta_1s}{s^4 + \beta_1s^3 + 2a_i(\beta_2 + 1)s^2 + 2a_i\beta_1s}$$

Therefore, the condition (43) can be expressed as:

$$|\bar{D}(j\omega)|^2 - 4|\bar{N}(j\omega)|^2 > 0$$

$$\Rightarrow \omega^4 + (\beta_1^2 - 2a_i\beta_2 - 2\bar{v})\omega^2 - 2a_i\beta_1^2 > 0 \tag{45}$$

The free term $-2a_i\beta_1^2$ is dominant in string stability analysis. Since this term is negative, the string stability is not satisfied. Therefore, adaptive terms play a major role in achieving string stability.

5. Simulation studies

Here, additional numerical results are presented to validate the introduced approaches of this paper. In particular, both internal and string stability of uncertain decentralized UD and BD vehicle convoys will be investigated. In all results, the distance error between vehicles i and $i-1$ is defined as $DE = p_{i-1} - p_i - l_{i-1} - R_{min}$ Two uncertain

*Corresponding Author
Email Address: hchehardoli@gmail.com, h.chehardoli@abru.ac.ir
<https://doi.org/10.22068/ase.2022.608>

Adaptive size-independent control of UD and BD vehicle convoys with partial measurement based on constant distance plan

UD and BD convoys of 20 vehicles including a leading and 19 following vehicles are selected to implement both approaches theoretically. The constant parameters, adaptive gains and control parameters are considered as $c_D = 0.27$, $\rho = 1.07$, $l = 3.9m$, $R_{min} = 8m$, $\alpha_1 = 1.3$, $\alpha_2 = 2.2$, $\beta_1 = 1.2$ and $\beta_2 = 1.6$. Moreover, the leader velocity profile (m/s) is defined as follows

$$q_0(t) = \begin{cases} 20, & 0 \leq t < 40 \\ t - 20, & 40 \leq t < 60 \\ 40, & t \geq 60 \end{cases}$$

At first, the BD convoy is investigated. Fig. 2 illustrates the distance error of the convoy. In accordance with this figure, the *DE* asymptotically tends to zero which means the internal stability. Moreover, the maximum value of *DE* reduces along the convoy during accelerating the lead vehicle which indicates the string stability. Fig. 3 depicts the convoy velocity. Due to internal stability of convoy, each vehicle follows the velocity of the leader. Fig. 4 shows the estimates of uncertain dynamics $\sigma_{0,i}$ and σ_i , respectively.

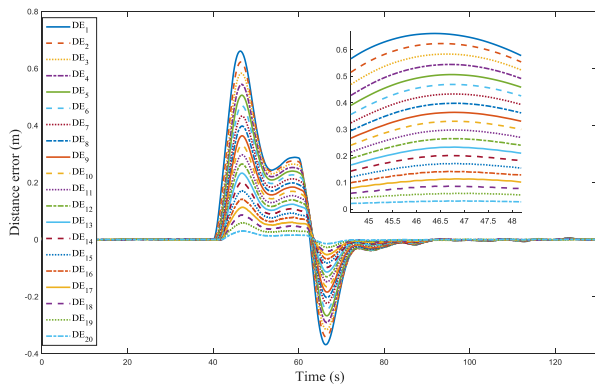


Fig. 2. Distance error of decentralized uncertain BD convoy.

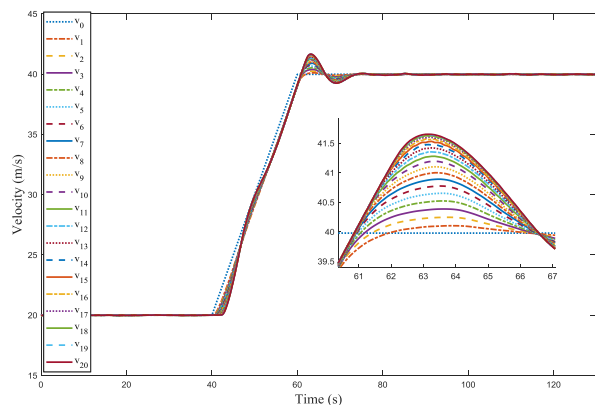


Fig. 3. Velocity of decentralized uncertain BD convoy.

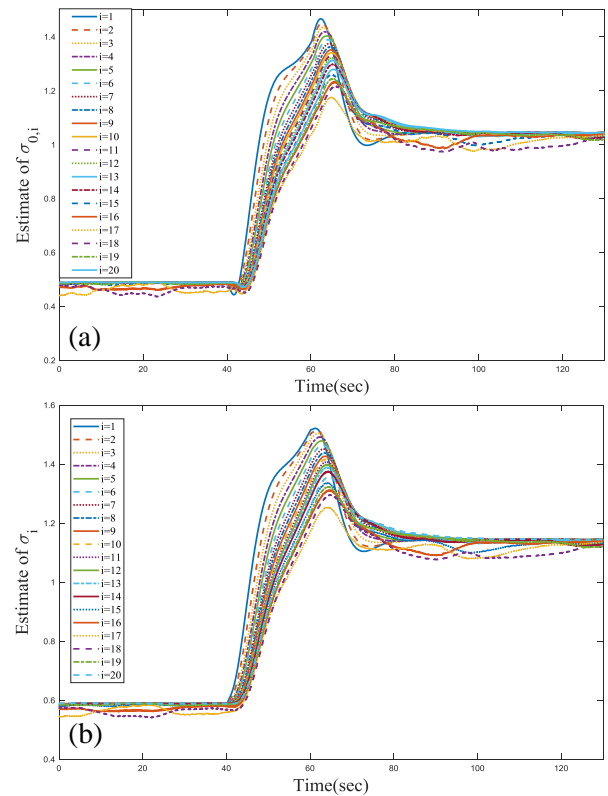


Fig. 4. Estimates of: a) $\sigma_{0,i}$ and b) σ_i in BD topology.

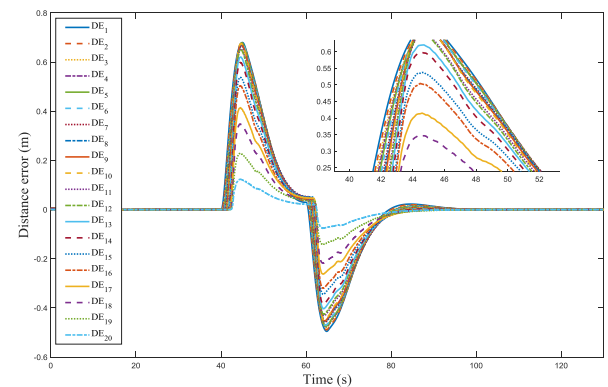


Fig. 5. Distance error of decentralized uncertain UD convoy.

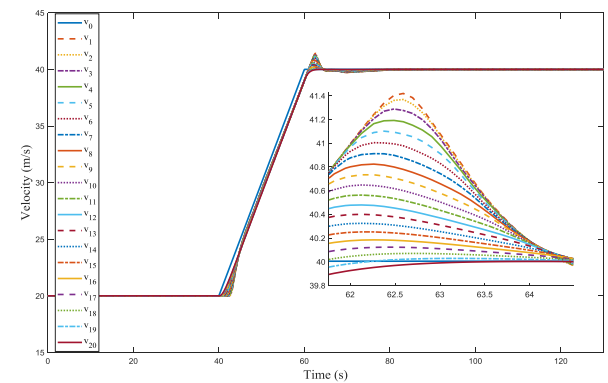


Fig. 6. Velocity of decentralized uncertain UD convoy.

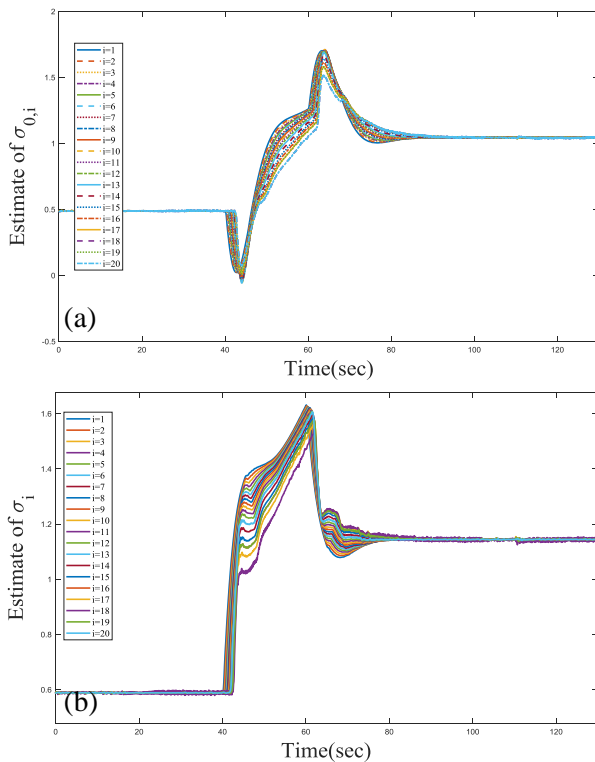


Fig. 7. Estimates of: a) $\sigma_{0,i}$ and b) σ_i in UD topology.

Second, we study the uncertain UD vehicle convoy. In Fig. 5, the *DE* of the convoy is presented emphasizing both internal and string stabilities. The vehicles' velocities are plotted in Fig. 6. All vehicles asymptotically track the leader velocity. Moreover, the estimates of uncertain functions $\sigma_{0,i}$ and σ_i are depicted in Fig. 7.

6. Conclusion

The stability problem of decentralized uncertain large-scale UD and BD vehicle convoys is investigated in this paper. It is assumed that only relative displacement information between consequent vehicles is accessible. The CDP is used to regulate the inter-vehicle distances. For each UD and BD, a robust adaptive size-independent control protocol is designed to achieve internal and string stability despite of existence of unknown dynamics by using only relative displacement information. The internal stability of UD and BD convoys are performed in frequency domain. According to the results, the control and adaptive parameters are tuned independently of the convoy size. Moreover, the additional constraints on control gains satisfying the string stability are calculated through error propagation analyses. Different simulation

verifications are presented to illustrate the merits of both control techniques.

References

- [1] Y. Toor, P. Muhlethaler, A. Laouiti, and A. De La Fortelle, "Vehicle ad hoc networks: Applications and related technical issues," *IEEE communications surveys & tutorials*, vol. 10, no. 3, pp. 74-88, 2008.
- [2] S. E. Shladover, "Cooperative (rather than autonomous) vehicle-highway automation systems," *IEEE Intelligent Transportation Systems Magazine*, vol. 1, no. 1, pp. 10-19, 2009.
- [3] J. Zhang, T. Feng, F. Yan, S. Qiao, and X. Wang, "Analysis and design on intervehicle distance control of autonomous vehicle platoons," *ISA Transactions*, vol. 100, pp. 446-453, 2020.
- [4] L. D. Baskar, B. De Schutter, and H. Hellendoorn, "Optimal routing for automated highway systems," *Transportation Research Part C: Emerging Technologies*, vol. 30, pp. 1-22, 2013.
- [5] P. V. Manivannan, and P. Ramakanth, "Vision Based Intelligent Vehicle Steering Control Using Single Camera for Automated Highway System," *Procedia Computer Science*, vol. 133, pp. 839-846, 2018.
- [6] H. Mokhtar, M. Krishnamoorthy, N. R. Dayama, and P. N. R. Kumar, "New approaches for solving the convoy movement problem," *Transportation Research Part E: Logistics and Transportation Review*, vol. 133, pp. 1-18, 2020.
- [7] P. Liu, A. Kurt, and U. Ozguner, "Synthesis of a behavior-guided controller for lead vehicles in automated vehicle convoys," *Mechatronics*, vol. 50, pp. 366-376, 2018.
- [8] M. Shang, and R. E. Stern, "Impacts of commercially available adaptive cruise control vehicles on highway stability and throughput," *Transportation Research Part C: Emerging Technologies*, vol. 122, pp. 1-22, 2021.
- [9] H. Liu, and R. Jiang, "Improving comfort level in traffic flow of CACC vehicles at lane drop on two-lane highways," *Physica A: Statistical Mechanics and its Applications*, vol. 575, pp. 1-9, 2021.
- [10] Q. Xu, and R. Sengupta, "Simulation, analysis, and comparison of ACC and CACC in highway merging control." pp. 237-242.
- [11] F. Gao, S. E. Li, Y. Zheng, and D. Kum, "Robust control of heterogeneous vehicular platoon with uncertain dynamics and

- communication delay,” *IET Intelligent Transport Systems*, vol. 10, no. 7, pp. 503-513, 2016.
- [12] G. J. Naus, R. P. Vugts, J. Ploeg, M. J. van De Molengraft, and M. Steinbuch, “String-stable CACC design and experimental validation: A frequency-domain approach,” *IEEE Transactions on vehicular technology*, vol. 59, no. 9, pp. 4268-4279, 2010.
- [13] R. Rajamani, *Vehicle dynamics and control*: Springer Science & Business Media, 2011.
- [14] H. Chehardoli, “Multi look-ahead consensus of vehicular networks in the presence of random data missing,” *Journal of Vibration and Control*, vol. 27, no. 6, pp. 717-728, 2021.
- [15] P. Wijnbergen, and B. Besselink, “Existence of decentralized controllers for vehicle platoons: On the role of spacing policies and available measurements,” *Systems & Control Letters*, vol. 145, pp. 1-9, 2020.
- [16] Y. Bian, Y. Zheng, W. Ren, S. E. Li, J. Wang, and K. Li, “Reducing time headway for platooning of connected vehicles via V2V communication,” *Transportation Research Part C: Emerging Technologies*, vol. 102, pp. 87-105, 2019.
- [17] S. Feng, Y. Zhang, S. E. Li, Z. Cao, H. X. Liu, and L. Li, “String stability for vehicular platoon control: Definitions and analysis methods,” *Annual Reviews in Control*, vol. 47, pp. 81-97, 2019.
- [18] D. Swaroop, and J. K. Hedrick, “Constant spacing strategies for platooning in automated highway systems,” *J. Dyn. Sys., Meas., Control.*, vol. 121, no. 3, pp. 462-470, 1999.
- [19] P. Seiler, A. Pant, and K. Hedrick, “Disturbance propagation in vehicle strings,” *IEEE Transactions on Automatic Control*, vol. 49, no. 10, pp. 1835-1842, 2004.
- [20] F. Gao, X. Hu, S. E. Li, K. Li, and Q. Sun, “Distributed adaptive sliding mode control of vehicular platoon with uncertain interaction topology,” *IEEE Transactions on Industrial Electronics*, vol. 65, no. 8, pp. 6352-6361, 2018.
- [21] J.-W. Kwon, and D. Chwa, “Adaptive bidirectional platoon control using a coupled sliding mode control method,” *IEEE Transactions on Intelligent Transportation Systems*, vol. 15, no. 5, pp. 2040-2048, 2014.
- [22] H. Chehardoli, and A. Ghasemi, “Adaptive centralized/decentralized control and identification of 1-D heterogeneous vehicular platoons based on constant time headway policy,” *IEEE Transactions on Intelligent Transportation Systems*, vol. 19, no. 10, pp. 3376-3386, 2018.
- [23] X. Guo, J. Wang, F. Liao, and R. S. H. Teo, “Distributed adaptive integrated-sliding-mode controller synthesis for string stability of vehicle platoons,” *IEEE Transactions on Intelligent Transportation Systems*, vol. 17, no. 9, pp. 2419-2429, 2016.
- [24] G. Guo, and D. Li, “Adaptive Sliding Mode Control of Vehicular Platoons With Prescribed Tracking Performance,” *IEEE Transactions on Vehicular Technology*, vol. 68, no. 8, pp. 7511-7520, 2019.
- [25] F. Ma, J. Wang, S. Zhu, S. Y. Gelbal, Y. Yang, B. Aksun-Guvenc, and L. Guvenc, “Distributed Control of Cooperative Vehicular Platoon With Nonideal Communication Condition,” *IEEE Transactions on Vehicular Technology*, vol. 69, no. 8, pp. 8207-8220, 2020.
- [26] S. Baldi, D. Liu, V. Jain, and W. Yu, “Establishing platoons of bidirectional cooperative vehicles with engine limits and uncertain dynamics,” *IEEE Transactions on Intelligent Transportation Systems*, vol. 22, no. 5, pp. 2679-2691, 2020.
- [27] G. Guo, J. Kang, H. Lei, and D. Li, “Finite-Time Stabilization of a Collection of Connected Vehicles Subject to Communication Interruptions,” *IEEE Transactions on Intelligent Transportation Systems*, pp. 1-9, 2021.
- [28] W. Yue, and G. Guo, “Guaranteed cost adaptive control of nonlinear platoons with actuator delay,” *Journal of dynamic systems, measurement, and control*, vol. 134, no. 5, pp. 136-144, 2012.
- [29] Y. Zheng, S. E. Li, J. Wang, D. Cao, and K. Li, “Stability and scalability of homogeneous vehicular platoon: Study on the influence of information flow topologies,” *IEEE Transactions on Intelligent Transportation Systems*, vol. 17, no. 1, pp. 14-26, 2016.
- [30] Y. Zheng, S. E. Li, K. Li, and L.-Y. Wang, “Stability margin improvement of vehicular platoon considering undirected topology and asymmetric control,” *IEEE Transactions on Control Systems Technology*, vol. 24, no. 4, pp. 1253-1265, 2016.
- [31] M. Di Bernardo, A. Salvi, and S. Santini, “Distributed consensus strategy for platooning of vehicles in the presence of time-varying heterogeneous communication delays,” *IEEE Transactions on Intelligent Transportation Systems*, vol. 16, no. 1, pp. 102-112, 2014.

- [32] A. Petrillo, A. Salvi, S. Santini, and A. S. Valente, "Adaptive multi-agents synchronization for collaborative driving of autonomous vehicles with multiple communication delays," *Transportation research part C: emerging technologies*, vol. 86, pp. 372-392, 2018.
- [33] A. Ghasemi, R. Kazemi, and S. Azadi, "Stability analysis of longitudinal control of a platoon of vehicles by considering lags subject to communication delay," *The International Journal of Innovative Computing, Information and Control*, vol. 10, no. 5, pp. 1625-1641, 2014.

Adaptive size-independent control of UD and BD vehicle convoys with partial measurement based on constant distance plan

[Downloaded from ijae.iust.ac.ir on 2024-07-16]

[DOI: 10.22068/ase.2022.608]